

Energy. Vitalità massima.



Pensata, progettata e realizzata sia per l'utilizzo singolo che canalizzato, Energy irradia di energia vitale il Tuo locale grazie all'utilizzo di tecnologie d'eccellenza e ad un design d'avanguardia, capace di integrarsi in modo perfetto sia in ambienti sobri ed eleganti che in contesti originali, moderni e attenti ai nuovi trend d'arredamento.

Energy. Maximum vitality.

Devised, designed and made both for individual and modular use, Energy radiates your shop with vital energy thanks to the use of superior technology and vanguard design, able to perfectly integrate itself both within sober and elegant environments and in original, modern contexts and those that are focused on new trends of decor.



Refrigerazione
ventilata

Ventilated
refrigeration



Refrigerazione ventilata
o ventilata soft

Ventilated or soft
ventilated refrigeration



Grande efficienza energetica
con consumi ridotti

Great energy efficiency
with reduced consumption

Energy



Vetrine gelato Gelato cabinet

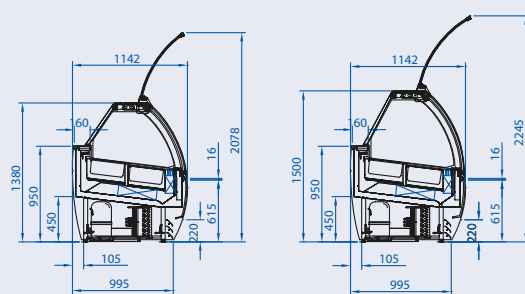
Modello Model	Dimensioni Dimensions		Imballo Packaging		Temperatura prodotto vasca Dl44 1-5 Well product temperature EN44 1-5	Potenza compressore Power compressor						Classe climatica N° Climate class N° (C°%/UR)	Sbrinatorio auto.elett. Automatic electric defrost	Unità di controllo elettronica Electronic control unit	Fluido refrigerante R404A R404A refrigerant gas	Tendina avvolgibile Roller blind
						Semiermetico Semi-hermetic			Ermetico Hermetic							
	Lungh. x prof. x alt. (LxPxH) length x depth x height (LxDxH) (mm)	Peso netto Net weight (Kg)	Imballo (LxPxH) Packaging (LxDxH) (mm)	Peso lordo Gross weight (Kg)		Tensione Supply (V/Hz)	Regime Output (KW)	Sbrinatorio In defrost (KW)	Tensione Supply (V/Hz)	Regime Output (KW)	Sbrinatorio In defrost (KW)					
Energy 12	1150x 1142x 1380 1500	245 255	1240x 1281x 1538 1657	285 295	-16/-18°C	400/3/50	1,3	2,52	230/1/50	1,43	1,94	4+(32/60)	●	●	●	●
Energy 18	1655x 1142x 1380 1500	335 345	1745x 1281x 1538 1657	380 390	-16/-18°C	400/3/50	1,97	3,87	230/1/50	1,65	3,63	4+(32/60)	●	●	●	●
Energy 24	2190x 1142x 1380 1500	400 410	2210x 1281x 1538 1657	470 480	-16/-18°C	400/3/50	2,8	5,1	230/1/50	2,69	4,59	4+(32/60)	●	●	●	●
Energy 45° AP	1920x 1142x 1380 ----	335 ----	1956x 1327x 1538 ----	380 ----	-16/-18°C	400/3/50	1,97	3,87	230/1/50	1,65	3,63	4+(32/60)	●	●	●	●

● di serie | standard

Vetrine | Cabinet

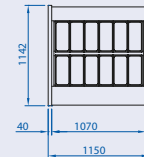


Refrigerazione ventilata con doppio flusso dell'aria
Ventilated refrigeration with double air flow

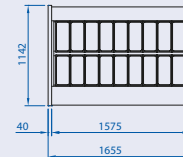


Componibilità vaschette | containers arrangement

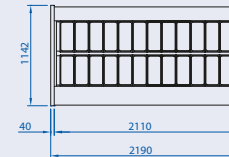
12 vaschette
12 containers



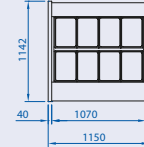
18 vaschette
18 containers



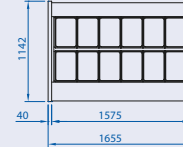
24 vaschette
24 containers



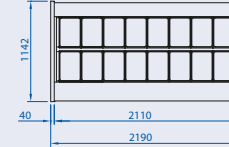
8 vaschette
8 containers



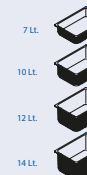
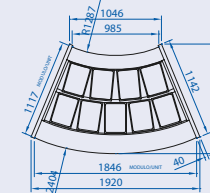
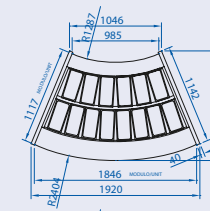
12 vaschette
12 containers



16 vaschette
16 containers



lato operatore | operator side





Vetrine pasticceria
Pastry cabinet

Modello Model	Dimensioni Dimensions		Imballo Packaging		Temperatura prodotto vasca EN44 1-5 Well product temperature EN44 1-5	Potenza Power output		Classe climatica N° Climate class N° (C%/EUR)	Sbrinatorio auto.elett. Automatic electric defrost	Unità di controllo elettronica Electronic control unit	Fluido refrigerante R404A refrigerant gas	Tendina avvolgibile Roller blind
	Lungh. x prof. x alti. (LxDxH) length x depth x height (LxDxH) (mm)	Peso netto Net weight (kg)	Imballo (LxDxH) Packaging (LxDxH) (mm)	Peso lordo Gross weight (kg)		Tensione Supply (V/Hz)	Regime Output (kW)					
● di serie standard												
Energy 100	1150x 1142x 1380 1500	245 255	1240x 1281x 1538 1657	285 295	+2/+4°C	230/1/50	0,66	4+(32/60)	●	●	●	●
Energy 160	1655x 1142x 1380 1500	335 345	1745x 1281x 1538 1657	380 390	+2/+4°C	230/1/50	0,85	4+(32/60)	●	●	●	●
Energy 200	2190x 1142x 1380 1500	400 410	2210x 1281x 1538 1657	470 480	+2/+4°C	230/1/50	1,10	4+(32/60)	●	●	●	●
Energy 45° AP	1920x 1142x 1380 ----	335 ----	1956x 1327x 1538 ----	380 ----	+2/+4°C	230/1/50	0,66	4+(32/60)	●	●	●	●
Energy 45° CH	1894x 1142x 1380 ----	335 ----	1956x 1327x 1538 ----	380 ----	+2/+4°C	230/1/50	0,66	4+(32/60)	●	●	●	●

Vetrine | Cabinet

Refrigerazione ventilata o ventilata soft
Ventilated or soft ventilated refrigeration

Vista dall'alto | Top view

